

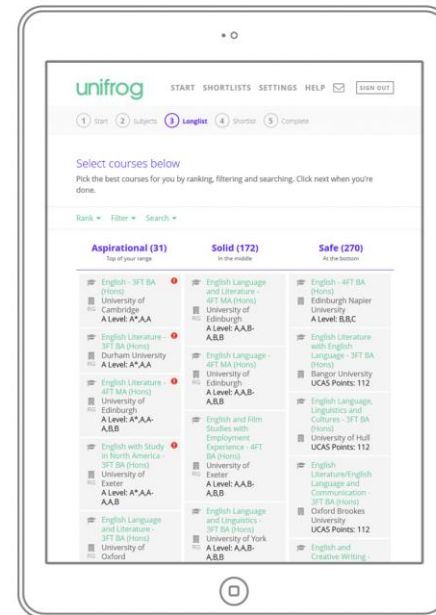
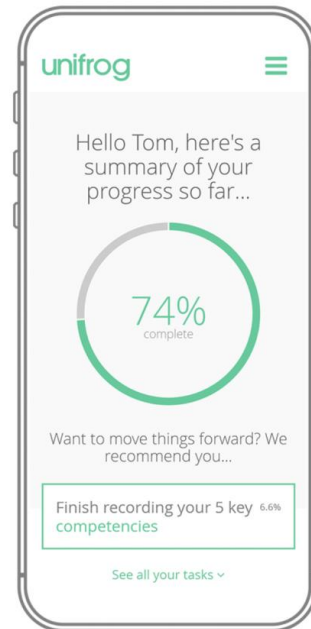
unifrog

Student Sign In:

Smartphones & Tablets

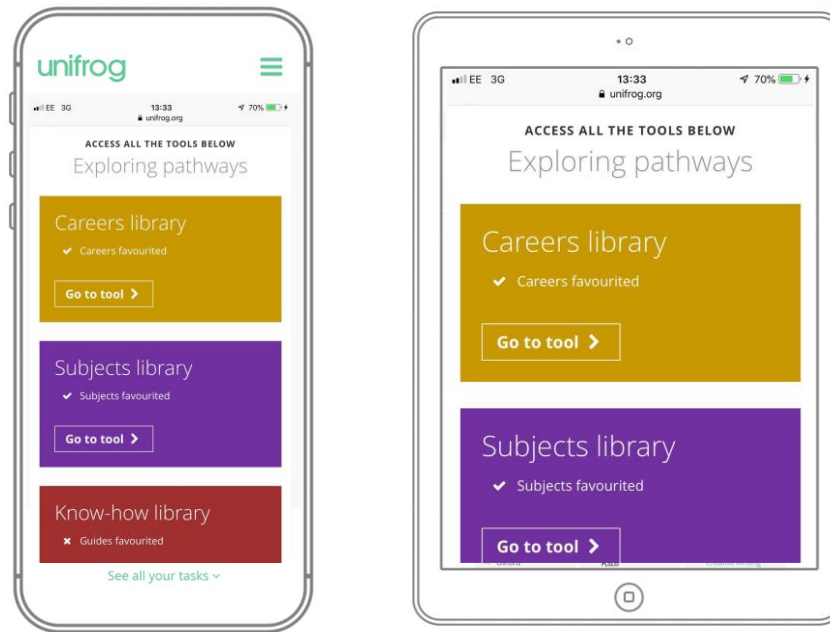
Smartphone & Tablet Sign In

Go to unifrog.org/student and sign in with your email address & password. If you haven't created an account yet, go to 'Sign in for the first time' and use the form code your tutor has given you, **or** sign up through the instructions in the welcome email you received



Smartphone & Tablet Sign In

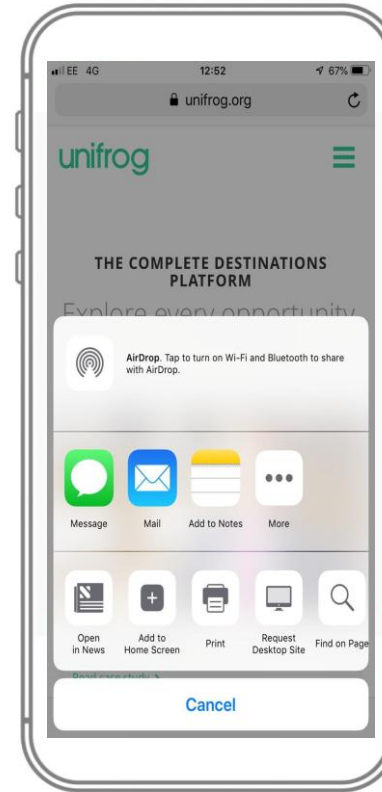
You'll then be able to use Unifrog in exactly the same way you can on a laptop- we're fully optimised for smartphones & tablets!



Unifrog as a home screen icon - iPhone

Go to unifrog.org/student in your browser.


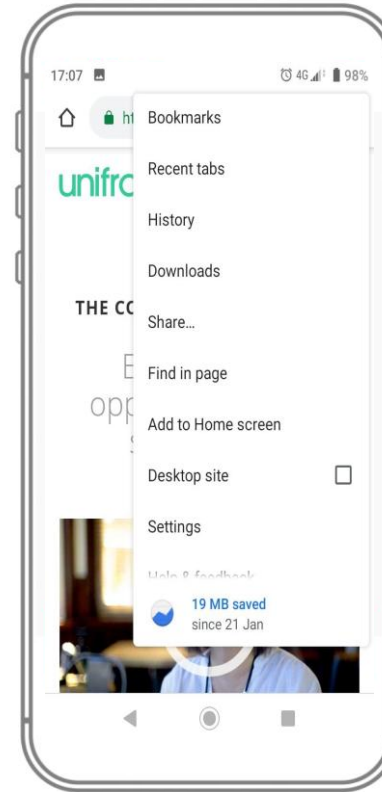
Go to your 'options' button at the bottom of the page (this is a box with an upwards-pointing arrow) and select 'Add to Home Screen'.



Unifrog as a home screen icon - Android

Go to unifrog.org/student in your browser.

Go to your 'options' button at top right side of the page (usually 3 horizontal lines) and select 'Add to home screen'.



Unifrog as a home screen icon - Troubleshooting

If you cannot find the relevant options to add Unifrog to your homescreen, you may need to change your settings to the mobile-friendly version of the site.

To do this, go into your **browser** menu and untick 'Desktop' mode.

unifrog

Sign in at:

unifrog.org/student