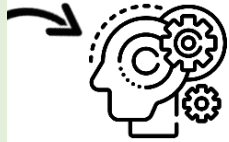



The FACE it revision model in Religious Studies

1.

LEARNT THE FACTS



Use the revision guide to create notes on specific topics. These can be in the form of:

- Flash cards (key words and topics)
- Bullet points to summarise
- Mind maps categorising ideas
- Verses for sources of wisdom and authority

2.

APPLY IN CONTEXT

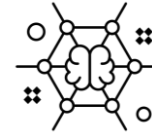


Test yourself - do you actually know the topic from memory?

- 'Brain-dump' mind-map on a general topic. Write down as much as you can, then check your notes to identify what you didn't remember!
- Use Seneca/GCSE Bitesize/your revision sheets to see where your gaps are

3.

CONNECT IDEAS



Use the checklist to link your knowledge together.

- Can you explain what each bullet point is in detail?
- Can you recall a range of key language and religious teachings/positions for each topic?
- Tick off each big topic once you feel confident you know a range of knowledge about it!

4.

TEST IN EXAM CONDITIONS



- Set a timer, i.e. 12 minutes for a 12 mark question.
- Revise thoroughly for the in class tests
- Make sure you have arguments for each side for all topics
- Be clear on the differences between Liberal Christians/Islam / Catholic Christian views