

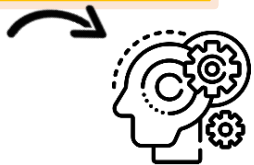

KS4 Music FACE IT

REVISION MODEL

The FACE it revision model in Music

1.

LEARNT THE FACTS




Use the revision guide and set work resources to create notes on specific topics.

These can be in the form of:

- Flash cards (key terms/meanings) for the 4 Areas of Study (AOS1-Musical forms and devices, AOS2-Music for Ensemble, AOS3-Film Music and AOS4-Popular Music)
- Mind maps for set works-Africa and Badinerie
- Element summary sheets/KO
- Practice questions for listening – self-quizzing

2.

APPLY IN CONTEXT



Test yourself – do you actually know the set works, key word definitions from memory and are able to identify theory through listening?

- ‘Brain-dump’ mind-map on a general topic. Write down as much as you can, then check your notes to identify what you didn’t remember!
- Use the knowledge organisers and listening tasks to test yourself – or get a friend to test you!

3.

CONNECT IDEAS



Use knowledge organisers and resources to link your knowledge together when conducting a listening exam paper.

- Can you explain the definition for each word or symbol?
- Can you recall a range of musical features for each Area of Study or Set Work?
- Tick off each big topic once you feel confident you know a range of knowledge about it!

4.

TEST IN EXAM CONDITIONS

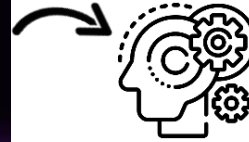



- Sit through a practice listening exam.
- Set a timer, i.e. 15 minutes for a 10 mark essay.
 - ✓ Point
 - ✓ Evidence – identify music theory with time stamps
 - ✓ Explain effect
 - ✓ Link back to question
- Check the mark scheme supplied


FACE it revision model

Students should use FACE it, to support their revision planning and as a diagnostic tool:

Have you learnt your **F**ACTs?



Have you practised **A**pplying your knowledge in context questions?



Have you started to **C**onnect ideas with more synoptic questions?



Have you tested yourself in timed **E**xam conditions?

