


The FACE it revision model in Geography

1.

LEARNT THE FACTS



Use the revision guide to create notes on specific topics.

These can be in the form of:

- Flash cards (dates, events)
- Bullet points to summarise
- Mind maps categorising ideas
- Flow-charts for processes
- Drawings/comics

2.

APPLY IN CONTEXT

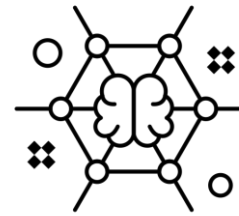


Test yourself - do you actually know the topic from memory?

- 'Brain-dump' mind-map on a general topic. Write down as much as you can, then check your notes to identify what you didn't remember!
- Create 10 questions to test yourself on your topics
- Use the tests in your lesson book.

3.

CONNECT IDEAS

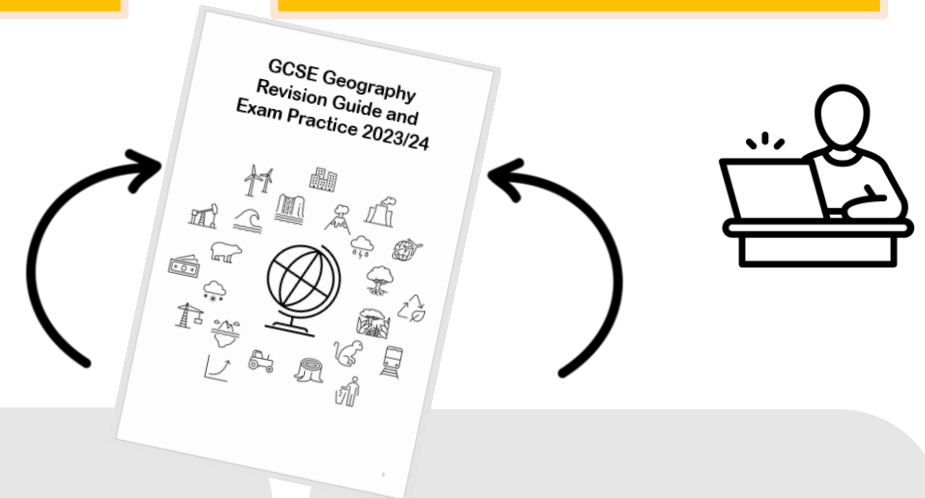


Use the exam practice booklet to link your knowledge together.

- Can you answer the questions you created?
- Do you know your case study information?
- Can you recall a range of examples for each topic?
- Tick off each topic once you feel confident!

4.

TEST IN EXAM CONDITIONS



Use the exam practice booklet for past paper questions.

- Set a timer, i.e. 10 minutes for a 9 mark question
- 'BUG' the question:
Box the command word
Underline the keywords
Go back and check you've answered everything
- Check the answers in the back of the booklet