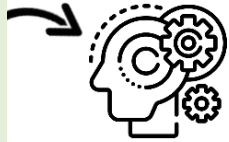



The FACE it revision model in Religious Studies

1.

LEARNT THE FACTS



Make notes to create revision materials notes on specific topics.

These can be in the form of:

- Flash cards (key words and topics)
- Bullet points to summarise
- Mind maps categorising ideas
- Verses for sources of wisdom and authority
- Be accurate about key words and concepts

2.

APPLY IN CONTEXT

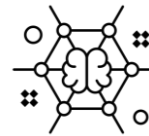


Test yourself - do you actually know the topic from memory?

- 'Brain-dump' mind-map on a general topic. Write down as much as you can, then check your notes to identify what you didn't remember!
- Can you explain the strengths and weaknesses of arguments
- Do you know the key philosophers /religious people that are connected to the topics

3.

CONNECT IDEAS



Use the checklist to link your knowledge together.

- Can you explain what each theory /event/ concept/argument is in detail?
- Can you recall a range of key language and religious teachings/positions for each topic?
- Tick off each big topic once you feel confident you know a range of knowledge about it!

4.

TEST IN EXAM CONDITIONS



- Set a timer, i.e can you write your essays in the required time slots 25mins/35mins
- Revise thoroughly for the in class tests
- Make sure you have arguments for each side for all topics
- Be clear on the differences between arguments for and against