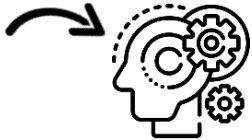



The FACE it revision model in Business

1.

LEARN THE FACTS



Use the revision guide to create notes on specific topics. These can be in the form of:

- Flash cards (Definitions, pros, cons, impacts, calculations)
- Bullet points to summarise
- Mind maps categorising ideas
- Flow-charts for processes
- Drawings/comics

2.

APPLY IN CONTEXT

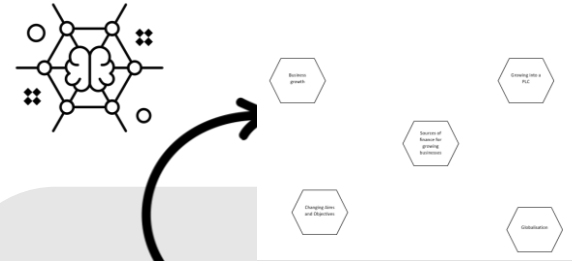


Test yourself - do you actually know the topic from memory?

- 'Brain-dump' mind-map on a general topic. Write down as much as you can, then check your notes to identify what you didn't remember!
- Use the quiz questions on Microsoft Teams – Centralised business resources to test yourself.

3.

CONNECT IDEAS



Use the connectagons to link your ideas together

- Can you explain each concept inside a hexagon?
- Can you identify pros, cons and impacts for each concept.
- Drawing arrows between the hexagons can you explain how the concepts link together?

4.

TEST IN EXAM CONDITIONS



Use the exam questions on the Edexcel Website to complete practice. (Use the QR code above to access) .

- Set a timer, i.e. it's a mark a minute with 20 minutes reading time for the case studies.
- Use the exam structures – to check the exam structures go onto the Microsoft Teams channel to access.
- Check the mark scheme on the Edexcel website